

**ST7537 POWER LINE MODEM**

By Joël HULOUX

**SUMMARY**

	<b>Page</b>
I INTRODUCTION.....	1
II STARTER KIT FEATURES.....	1
III BOARD CONFIGURATION .....	2
IV SCHEMATICS.....	3

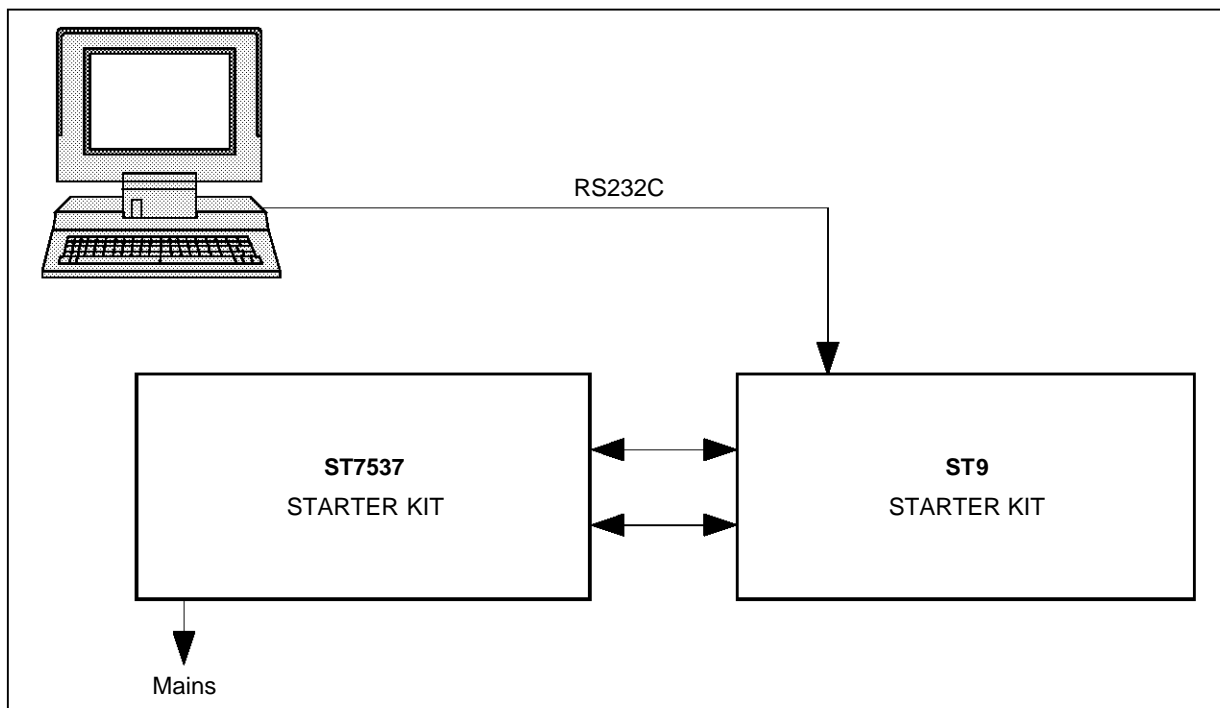
**I - INTRODUCTION**

The ST7537 starter kit has been developed in order to help customer for designing a Home Automation System.

Everything needed for using the micro-controller ST9 is on board and the ST7537 starter kit is fully compatible with the ST9 starter kit.

All connections for ST7537 and ST9 are on board and the only wiring you have to do is your application.

The board has been designed for the ST90E40 so you are not limited on resources and you can choose the microcontroller you want.



**II - STARTER KIT FEATURES**

On the starter kit 2 applications are selectable :

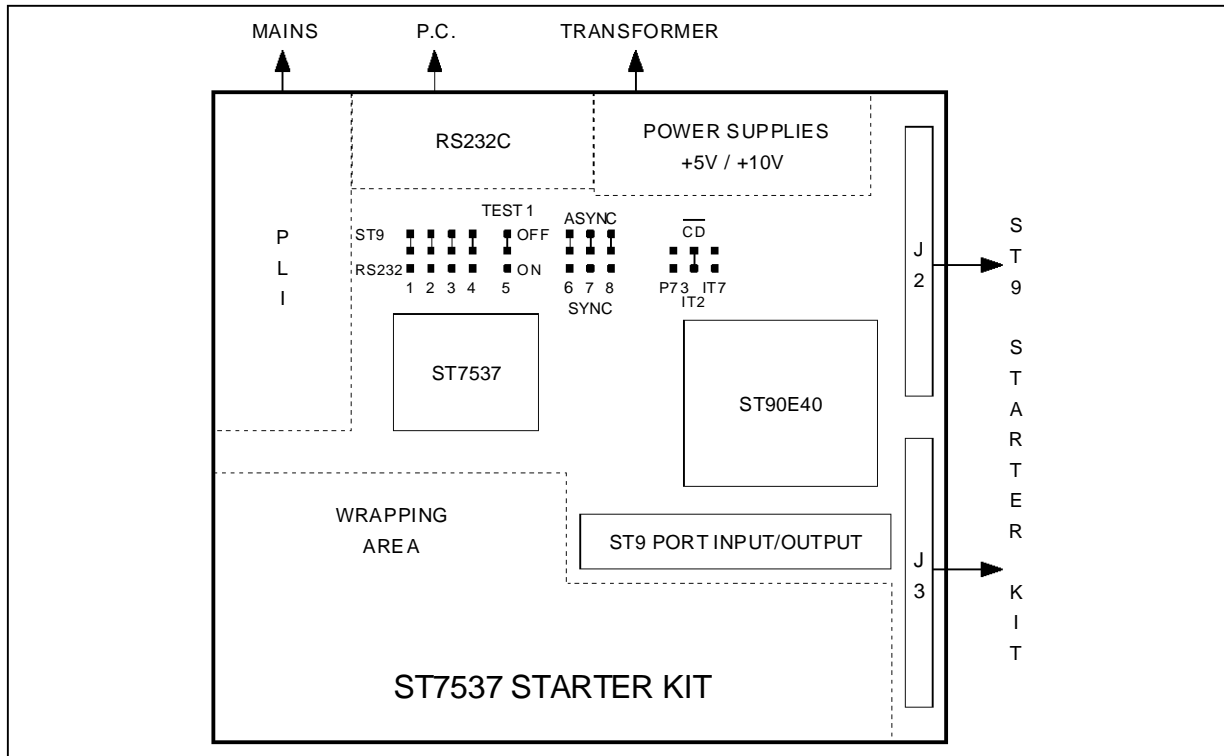
- RS232C application
- ST9 application

- application note
- starter kit board
- power transformer
- RS232C cable
- demo software

With the starter kit you have :

# ST7537 POWER LINE MODEM STARTER KIT

## III - BOARD CONFIGURATION



- Application choice is made thanks to SW 1,2,3 and 4. You can select ST9 or RS232C application.
- During your development you could need to transmit more than 1 sec (specified by CENELEC), you can do so with SW5 (Pin TEST1 of 7537).
- The Carrier Detector can be connected either to

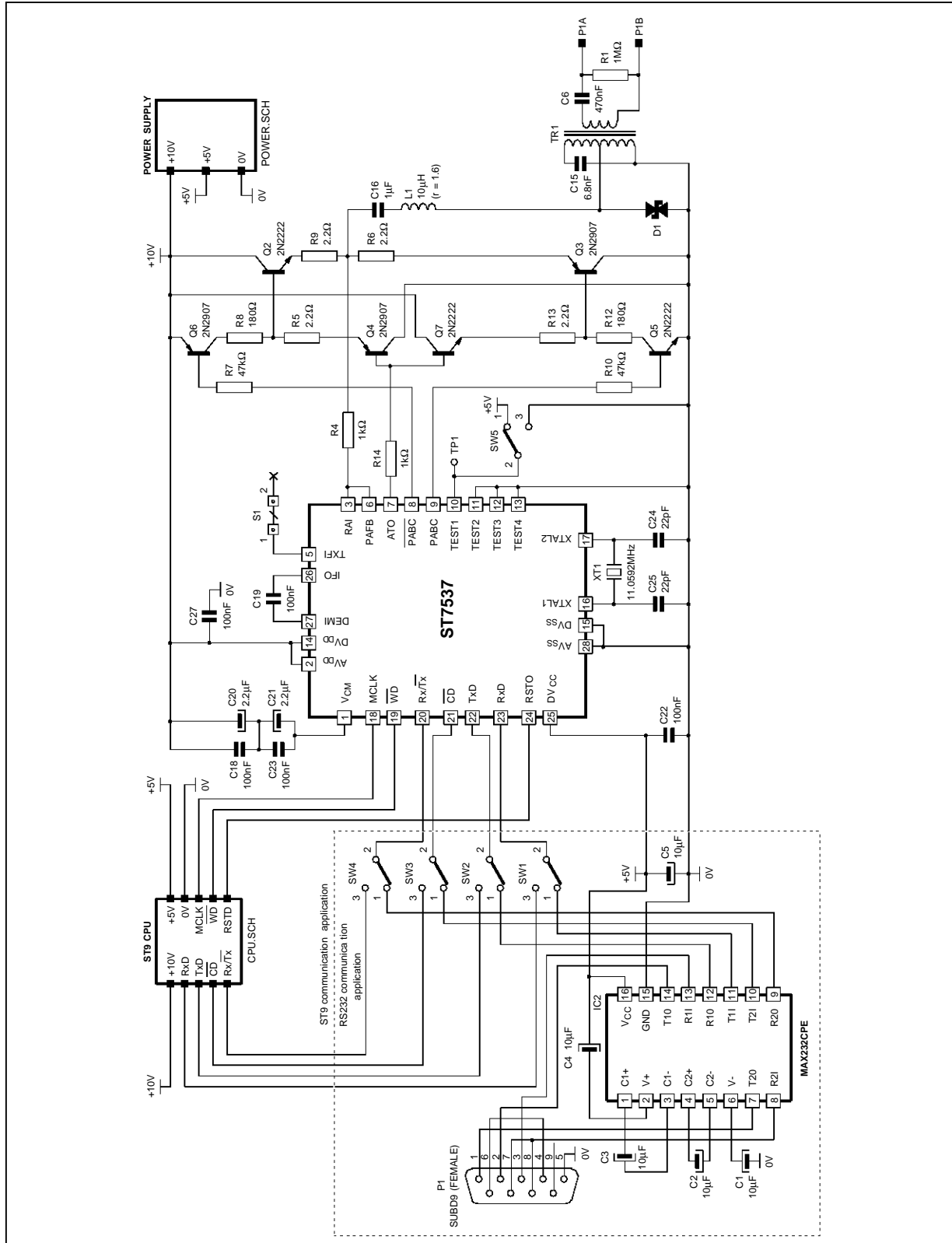
- INT2, INT5 or INT7 by using the JP1.
- The starter can be configured to work in asynchronous or in synchronous mode with :
 

SW6 → Rxd connected to Sin (P70)	Async
Rxd connected to P74	Sync
SW7 → Txd connected to Sout (P71)	Async
Txd connected to P75	Sync

# ST7537 POWER LINE MODEM STARTER KIT

## IV - SCHEMATICS

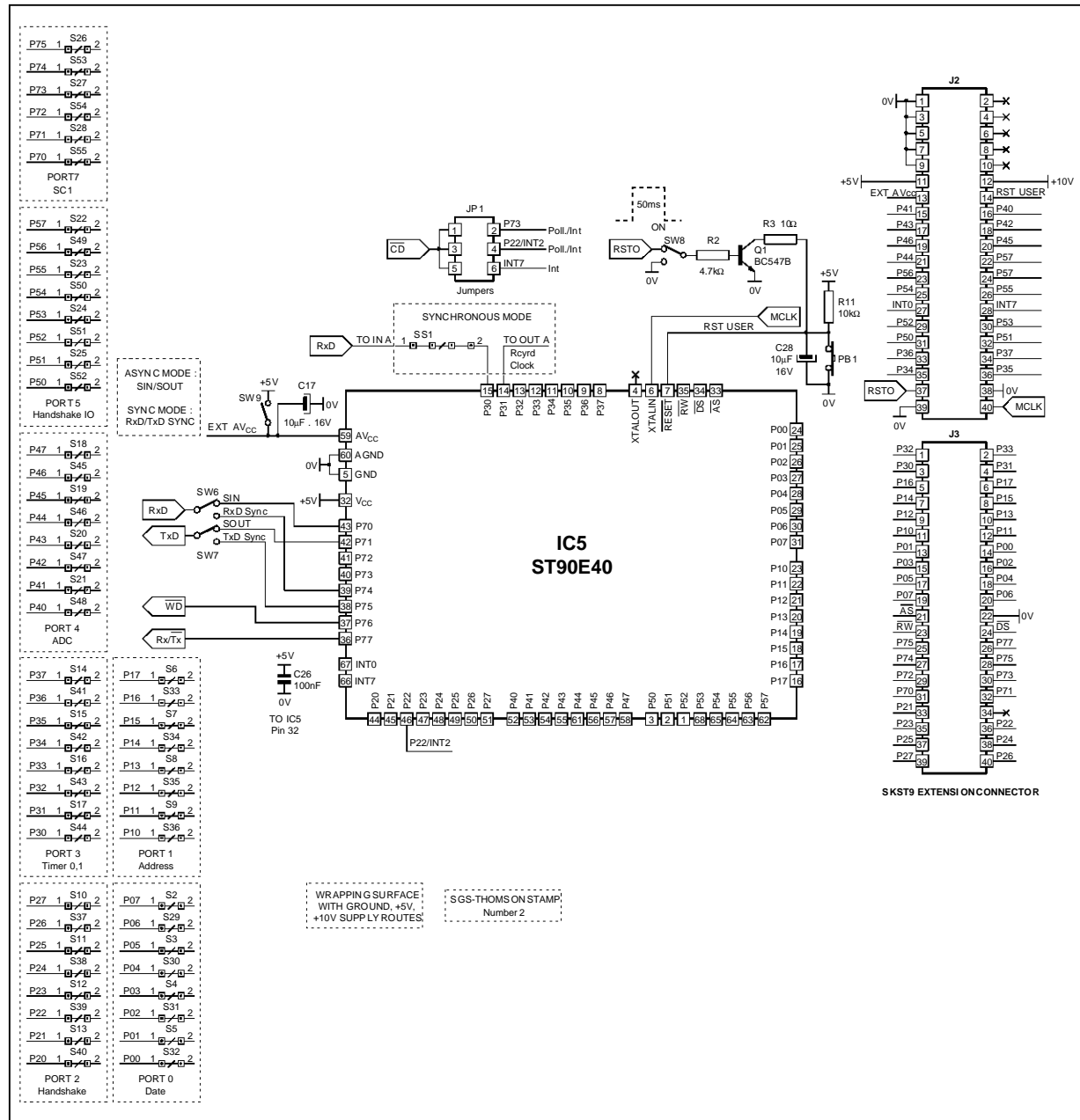
Figure 1



7537-81.EPS

# ST7537 POWER LINE MODEM STARTER KIT

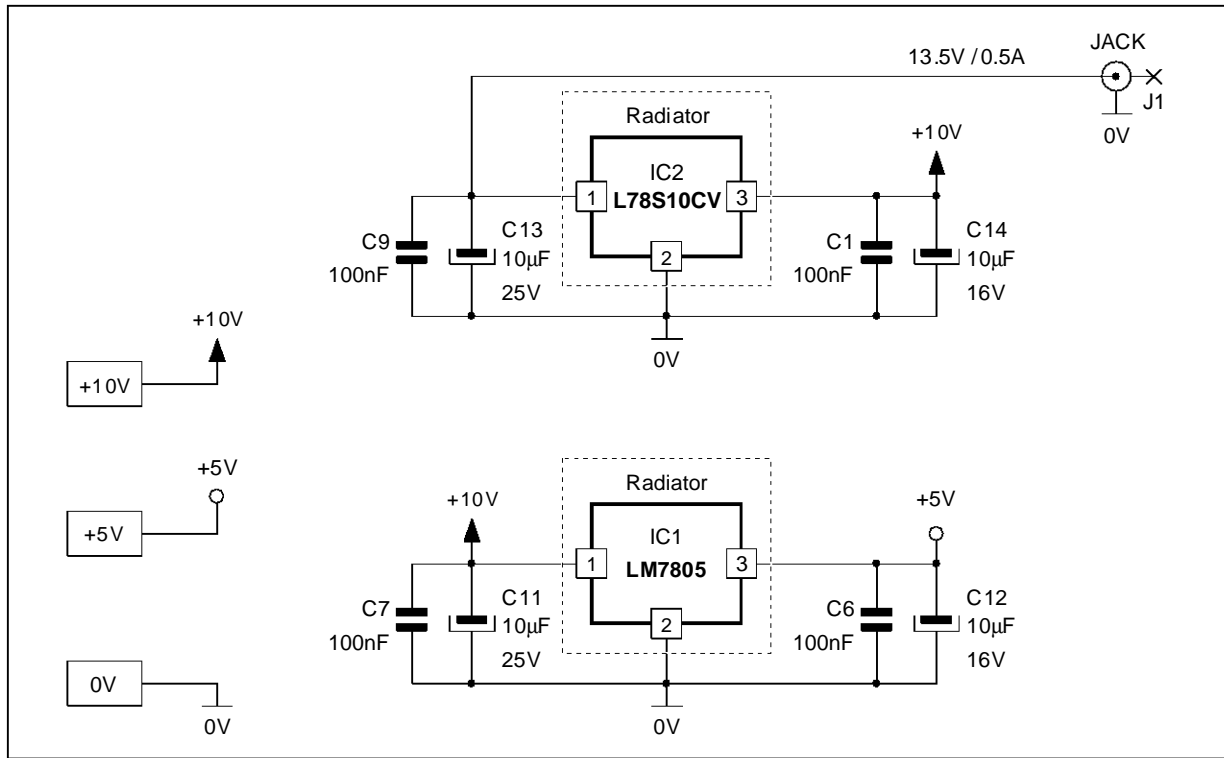
Figure 2



7537-82-EPS

# ST7537 POWER LINE MODEM STARTER KIT

Figure 3



7537-63.EPS

Information furnished is believed to be accurate and reliable. However, SGS-THOMSON Microelectronics assumes no responsibility for the consequences of use of such information nor for any infringement of patents or other rights of third parties which may result from its use. No licence is granted by implication or otherwise under any patent or patent rights of SGS-THOMSON Microelectronics. Specifications mentioned in this publication are subject to change without notice. This publication supersedes and replaces all information previously supplied. SGS-THOMSON Microelectronics products are not authorized for use as critical components in life support devices or systems without express written approval of SGS-THOMSON Microelectronics.

© 1995 SGS-THOMSON Microelectronics - All Rights Reserved

Purchase of I<sup>2</sup>C Components of SGS-THOMSON Microelectronics, conveys a license under the Philips I<sup>2</sup>C Patent. Rights to use these components in a I<sup>2</sup>C system, is granted provided that the system conforms to the I<sup>2</sup>C Standard Specifications as defined by Philips.

SGS-THOMSON Microelectronics GROUP OF COMPANIES

Australia - Brazil - China - France - Germany - Hong Kong - Italy - Japan - Korea - Malaysia - Malta - Morocco  
The Netherlands - Singapore - Spain - Sweden - Switzerland - Taiwan - Thailand - United Kingdom - U.S.A.